

PHILIPS

Xitanium 36 W/m

0.15-1.05A 48V IA 230V



Specification Sheet

Xitanium 36 W/m

0.15-1.05A 48V IA 230V

Xitanium Mini wireless LED drivers are designed to operate LED solutions for general lighting applications. They enable simple, cost effective wireless lighting system for energy saving and comfort. Advanced design of the Mini wireless drivers helps to build a simple, scalable and standardized connected lighting with different functionalities from simple wireless dimming to cloud based operations and integration with gateways. With Xitanium LED drivers, flexibility in luminaire design is assured thanks to the Adjustable Output Current (AOC). Application-oriented operating windows offer stable lumen output and light quality levels that specifiers and architects demand. The adjustable output current also enables operation of various LED PCB solutions from different manufacturers.

Xitanium 36 W/m

Features

- Wide operating window: With extended operating window, availability of a wide output current from 0.15 to 1.05 A that also helps complexity management.
- Wide range of power ratings.
- Traditional Mini design which can be used both as a built-in driver and an independent driver with add on caps.

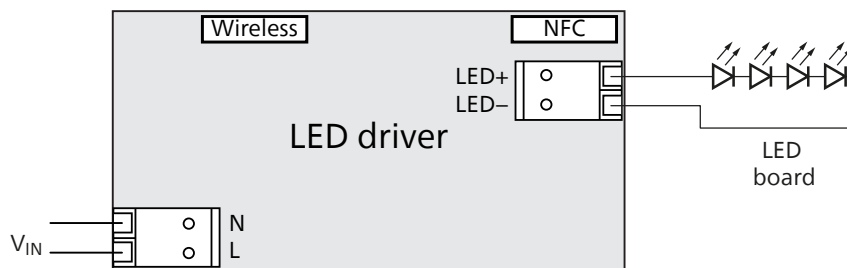
Benefits

- Enabling simple, scalable and standardized connected lighting system
- High reliability underpinned by 5 year warranty
- Future-proof flexibility - application-oriented operating windows enable LED generation and complexity management
- Compatibility - can also be used for modules or OEM own PCB designs from other manufacturers.

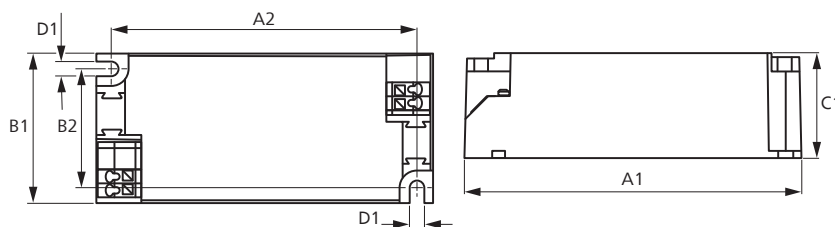
Applications

- Retail
- Hospitality
- Office

Wiring diagram



Dimensional drawing



Specifications

Physical information

Length (A1)	97.2 mm (3.83 in)
Mounting hole distance (A2)	88.5 mm (3.48 in)
Width (B1)	43 mm (1.69 in)
Height (C1)	30 mm (1.18 in)
Mounting hole diameter (D1)	4.2 mm (0.17 in)
Weight	0.088 kg (3.10 oz)
Input wire cross-section (solid conductor wire)	0.5 to 1.5 mm ² (AWG-20 to AWG-16)
Input wire strip length	8 to 9 mm (0.31 to 0.35 in)
Output wire cross-section (solid wire cross-section)	0.5 to 1.5 mm ² (AWG-20 to AWG-16)
Output wire strip length	8 to 9 mm (0.31 to 0.35 in)
Maximum cable length	0.6 m (1.97 Ft)

Environmental data

Ambient temperature	-25 to +50 °C (-13 to +122 °F), higher ambient temperature allowed as long as T _{case-max} is not exceeded
T _{case-max}	85 °C (185 °F)
T _{case-life}	75 °C (167 °F), measured at T _c point, lifetime 50000 hours
T _{housing-max}	110 °C (230 °F), In case of a failure, inherent by design
Operating humidity	10 to 90%, non condensing
Storage temperature	-25 to +85 °C (-13 to +185 °F)
Storage humidity	5 to 95%, non condensing

Electrical input data

Rated input voltage range	220 to 240 V _{ac}
Rated input voltage	230 V _{ac}
Nominal rated input frequency	50 to 60 Hz
Rated input current	0.20 A; at maximum output power and rated input voltage
Max. input current	0.22 A; at rated output power, at minimum performance input voltage
Rated input power	42 W; at rated output power and rated input voltage
Power factor	0.9; at rated output power and rated input voltage
Total harmonic distortion	20%; at rated output power and rated input voltage
Efficiency	88%; at maximum output power and rated input voltage
Rated input voltage DC range	186 to 250 V _{dc} ; performance range
Rated input current DC range	≤ 0.23 A _{dc}
Input voltage AC range	198 to 264 V _{ac} ; operational range
Input frequency AC range	47.5 to 63.0 Hz; operational range
Input voltage DC range	168 to 275 V _{dc} ; operational range
Standby power	0.5 W
Isolation input to output	SELV

Electrical output data

Regulation method	Constant current
Output voltage	24 to 48 V _{dc}
Maximum output voltage	60 V _{dc} (rms)
Output current	0.15 to 1.05 A
Minimum programmable output current	0.150 A
Minimum dimming output current	0.005 A
Output current tolerance	±5%
Output current ripple LF	≤ 4%; ripple = peak / average, < 3 kHz
Output current ripple HF	≤ 4%
Output P _{stLM}	≤ 1
Output SVM	≤ 0.5
Rated output power	6 to 36 W

Inrush current data

I _{peak} inrush current	4.8 A, input voltage 230 V
T _{width} inrush current	56 μs, input voltage 230 V measured at 50% I _{peak}
Drivers per circuit breaker 16 A type B	≤ 50 pcs, indicative value

Lifetime

Driver lifetime	50 000 hours, measured temperature at T _{case} -point is T _{case-life} . Maximum failures = 10%
-----------------	---

Driver touch current / protective conductor current

Typical peak touch current (ins. Class II)	0.7 mA, Acc. IEC61347-1. LED module contribution not included
--	---

Surge immunity

Mains surge immunity (diff. mode)	1 kV, L- N Acc. IEC61000-4-5 2 Ohm, 1.2/50 μs, 8/20 μs
Mains surge immunity (comm. mode)	2 kV, L/N - PE Acc. IEC61000-4-5 12 Ohm, 1.2/50 μs, 8/20 μs

Electrical data controls input

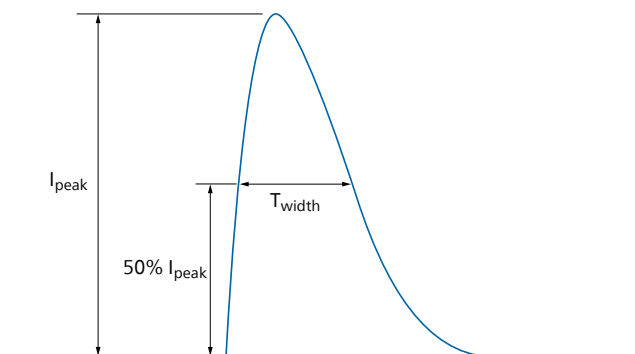
Control method	Wireless, Zigbee, dimming is possible through the RF interface
Dimming range	1 to 100%

Compliance

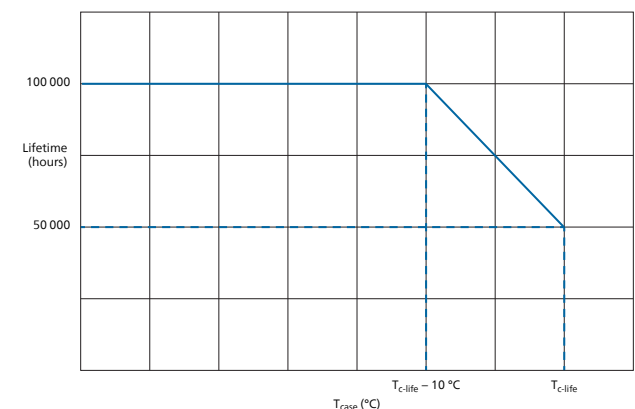
IP rating	IP20
Approbations	CE, UKCA, RoHS, ENEC, CCC, RCM, KC, TISI



Inrush current



Lifetime



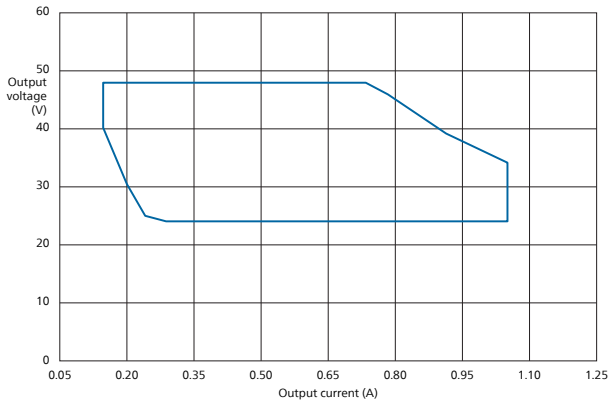
Programmable features

Item	Available	Default setting	Condition
Set Adjustable Output Current (AOC)	SimpleSet	150 mA	
Constant Light Output (CLO)	✓	OFF	
Adjustable Light Output (ALO)	✓	OFF	
Adjustable Light Output (ALO) min level	✓	OFF	
Minimum dimming level	✓	1%	
DC emergency (DCemDim)	✓	ON	Default 15%
Dimming support at DC operating	✓	OFF	
OEM OverWrite Protection (OWP)	✓	OFF	
T _x power	✓	8 dBm	Set the Zigbee T _x power

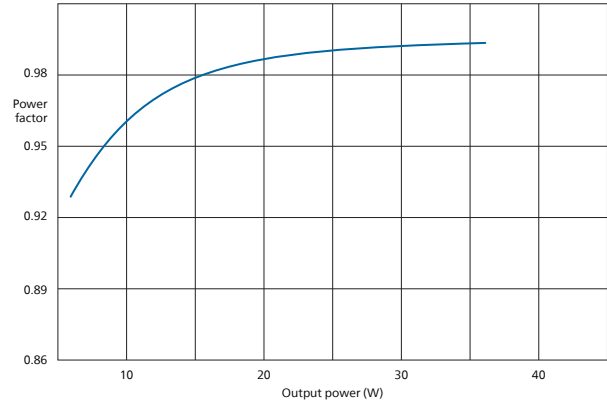
Features

Open load protection	✓		Automatic recovering
Short circuit protection	✓		Automatic recovering
Over power protection	✓		Automatic recovering
Hot wiring	—		
Suitable for fixtures with protection class	I and II		per IEC60598
Energy metering	✓		4% accuracy
Diagnostics	✓		

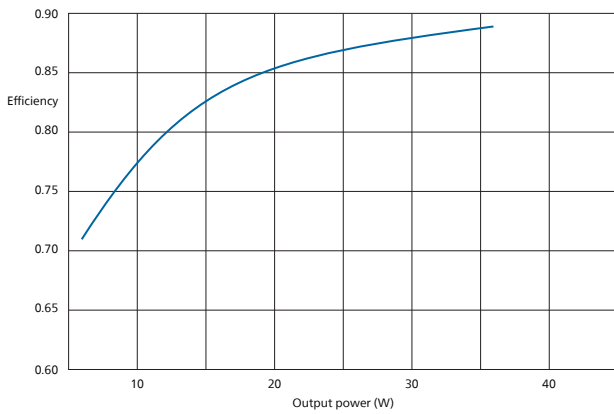
Operating window



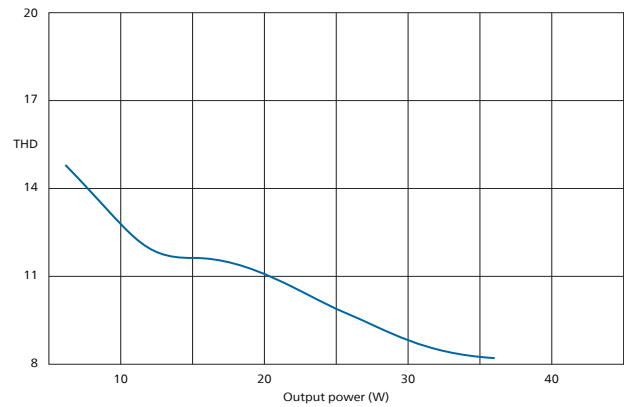
Power factor versus output power



Efficiency versus output power



THD versus output power



Ordering Data

Type	MOQ	Order code
Xitanium 36W/m 0.15-1.05A 48V IA 230V	40	9290 021 02506

© 2023 Signify Holding. All rights reserved. Specifications are subject to change without notice. No representation or warranty as to the accuracy or completeness of the information included herein is given and any liability for any action in reliance thereon is disclaimed. Philips and the Philips Shield Emblem are registered trademarks of Koninklijke Philips N.V. All other trademarks are owned by Signify Holding or their respective owners.



www.philips.com/lighting